

Gisruka ilal Arabiyyah

A series on Teaching Arabic to non-Native Speakers

بِسْمِ اللَّهِ الرَّحْمَنِ الرَّحِيمِ



(Gisruka ilal Arabiyyah)

A series on Teaching Arabic to non-Native Speakers

The series is based on what follows:

- 1- Following the divine method confirming that Allah taught humans all names and made the word “read” as the title of this religion.
- 2- Adopting the four educational skills: Listening, pronunciation and speaking, reading, then writing).
- 3- Caring about the modern educational thought which is in harmony with the nature of the Arabic language and its structures along with benefiting from both European (CEFR) and American (ACTFL) curricula in the field of teaching foreign languages.
- 4- The series is superior to the two aforementioned curricula, as we took into account the nature of the Arabic language, which the two curricula neglected.
- 5- The series began with the Preparatory book to solve the problems that beginners may face.
- 6- The series is divided into three levels: Beginner (three books), Intermediate (three books), then Advanced (three books).
- 7- It is sufficient for those studying Arabic to communicate to study to the fourth level.
- 8- Those learning Arabic with the aim of academic study have to study from the fifth to the ninth levels.
- 9- Additionally, the series cares about a fifth skill, the skill of thinking in Arabic, using riddle exercises helping one’s mind linguistically think.
- 10- Also, it simply focuses on phonetics, writing, grammar, morphology, and rhetoric through different exercises.






(Gisruka ilal Arabiyyah)


A series on Teaching Arabic to non-Native Speakers

The series is divided into three levels including 10 books:


### Preparatory Book




### Beginner Level First, second, and third books



### Intermediate Level Fourth, Fifth, and Sixth books



### Advanced Level Seventh, Eighth, and Ninth books



More... 



(Gisruka ilal Arabiyyah)

A series on Teaching Arabic to non-Native Speakers

### Secondary books of the series:

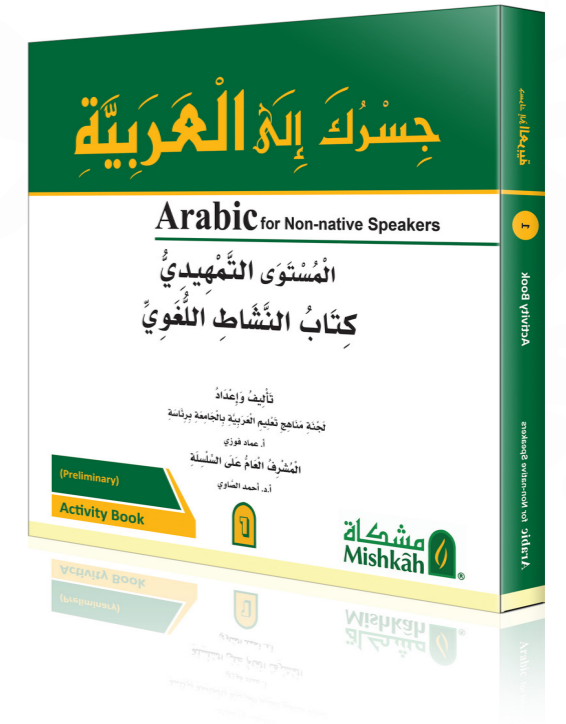
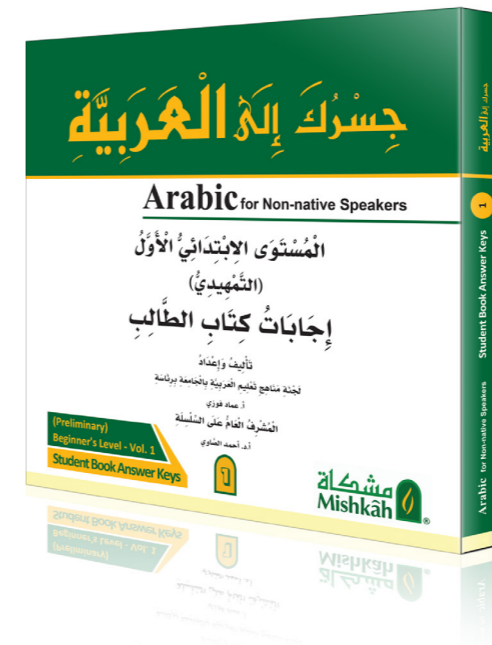
- 1- Activity book for each level with answers (printed and PDF copies)
- 2- Answer key for Student Book (PDF)

### Series audience:

- 1- Mishkah students and equivalent universities (Islamic universities).
- 2- Students seeking to learn all levels of classical Arabic language, the language of the Noble Quran.
- 3- Students seeking to learn the contemporary Arabic language to communicate in the various Arab countries.

### Series language:

The series relies on the classical Arabic language, without resorting to any intermediate language





(Gisruka ilal Arabiyyah)

A series on Teaching Arabic to non-Native Speakers

### Objectives:

- 1- Facilitating the learning of the Arabic language for the non-native speakers.
- 2- Providing students with the skill of thinking in Arabic.
- 3- Getting accustomed to listening to the Arabic style.
- 4- Strengthening and improving the four linguistic skills: Listening, pronunciation, reading, and writing.
- 5- Understanding and applying the basics of Arabic grammar and mastering the rules of writing Arabic letters in all forms.
- 6- Understanding and applying spelling and morphological rules.
- 7- Understanding and applying rhetorical and phonetic rules of the problematic sounds.
- 8- Helping the student comprehend the Islamic knowledge written in the Arabic language.
- 9- Getting fluency in Arabic linguistic skills with the aim of using it in the field of scientific research.





(Gisruka ilal Arabiyyah)

A series on Teaching Arabic to non-Native Speakers

Hours Table 1: Levels with Number of Hours of Explanation and Exercises

Levels and Educational objective	Book's Name	Book Number	Number of Units	Number of Lessons	Hours of Explanation	Hours of Exercises	Total hours
<b>Preliminary</b> <i>(We learn and establish)</i>	Preliminary Book		6	21	12	24	36
<b>Beginner level</b> <i>(We learn and communicate)</i>	Lower Beginner	1	5	19	10	26	36
	Middle Beginner	2	3	9	10	26	36
	Upper Beginner	3	3	13	10	26	36
<b>Intermediary Level</b> <i>(Intensive Linguistic)</i>	Lower Intermediary	4	3	14	10	26	36
	Middle Intermediary	5	3	12	10	26	36
	Upper Intermediary	6	3	12	10	26	36
<b>Advanced Level</b> <i>(We learn, think and discuss)</i>	Lower Advanced	7	3	12	10	26	36
	Middle Advanced	8	3	9	10	26	36
	Upper Advanced	9	3	9	10	26	36

Note: A detailed glossary is compiled to contain more than 8 thousand words.



(Gisruka ilal Arabiyyah)

A series on Teaching Arabic to non-Native Speakers

### Features:

- 1- Benefitting from all classifications written in the field of teaching Arabic language to non-native speakers by updating the presentation style.
- 2- Benefitting from both European (CEFR) and American (ACTFL) curricula by adapting them to the Arabic language's structures.
- 3- Answer keys are available for Student Books and Activity books.
- 4- The series is characterized by an easy transition from one level to another so that the student does not notice the difference between the last lesson in the previous level and the first lesson in the current level.
- 5- Student books are divided into units whose topics are deeply related to their contents.
- 6- Unprecedentedly focusing on phonetic education in all units of the first five books.
- 7- It contains various exercises that aim at comprehending and developing vocabulary and expressive exercises through images and dialogues.
- 8- All exercises' objectives are included in a book entitled, "Teacher's Guide."







(Gisruka ilal Arabiyyah)

A series on Teaching Arabic to non-Native Speakers

### Each Student book has several related booklets:

1. Preparatory Book: Activity book with answers.
2. Beginner 1: Answer Key + Activity book with its answer key + Interactive Book.
3. Beginner 2: Answer Key + Activity book with its answer key + Interactive Book.
4. Beginner 3: Answer Key + Activity book with its answer key + Interactive Book.
5. Intermediate 1: Answer Key + Activity book with its answer key + Interactive Book.
6. Intermediate 2: Answer Key + Activity book with its answer key + Interactive Book.
7. Intermediate 3: Answer Key + Activity book with its answer key + Interactive Book.
8. Advanced 1: Answer Key + Activity book with its answer key + Interactive Book.
9. Advanced 2: Answer Key + Activity book with its answer key + Interactive Book.
10. Advanced 3: Answer Key + Activity book with its answer key + Interactive Book.

---

**Note:** The above-mentioned interactive books are currently updated.

More... 



(Gisruka ilal Arabiyyah)

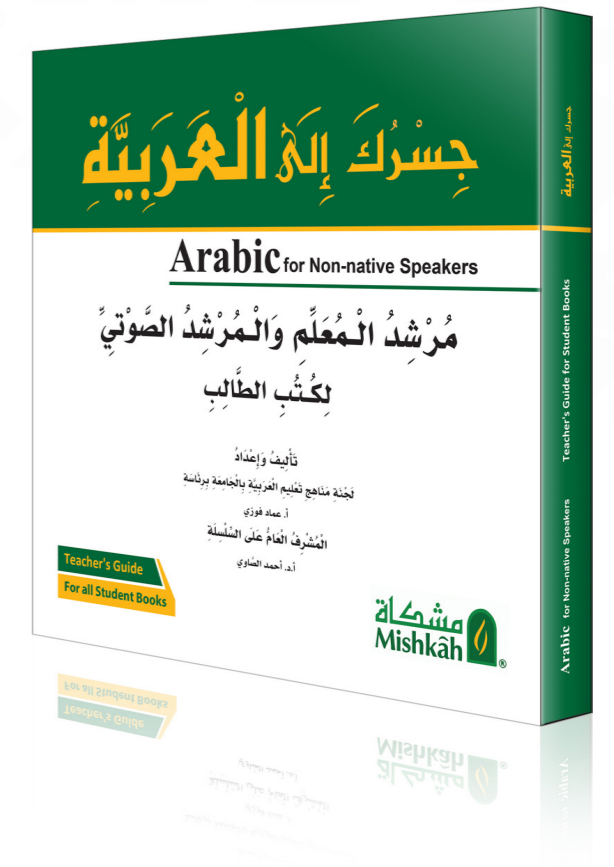
A series on Teaching Arabic to non-Native Speakers

### Teacher's Guide:

1. The series divides Teacher's Guide based on its three levels to provide him with the exercises' goals and how to teach them.
2. Videos were produced to provide the teacher with the style of teaching the first five books in detail.

Here are some related samples:

- A video about how to teach the Preparatory Book.
- A video about how to teach the activity Book of Preparatory Book.
- A video about how to teach Beginner 2 Book.
- A video about how to teach Beginner 3 Book.
- A video about how to teach Intermediate 1 Book.





(Gisruka ilal Arabiyyah)

A series on Teaching Arabic to non-Native Speakers

### Glossaries:

1. A glossary is provided at the end of each student book, covering all vocabulary and expressions included in the explanation or exercises.
2. All words are included in a separate glossary which will be soon issued.

